

# Moving UW Forward: Transportation Services

---

Sustainability Webinar Series  
March 13, 2024



# Mission Statement

---

**Provide innovative & sustainable transportation solutions that facilitate the educational, research, cultural, & service missions of the University of Washington**

# What we do

---

**Transportation Services supports the 90,000+ people who come to the Seattle campus each day, managing and operating:**

- > U-PASS transit pass program (33 years running)
- > ~12,200 parking spaces
- > ~3.4 million square feet of lots and garages
- > ~10,000 bike spaces

**While providing travel tips to thousands of visitors entering campus, including patrons of 160+ events held on campus each year.**

# Who we are

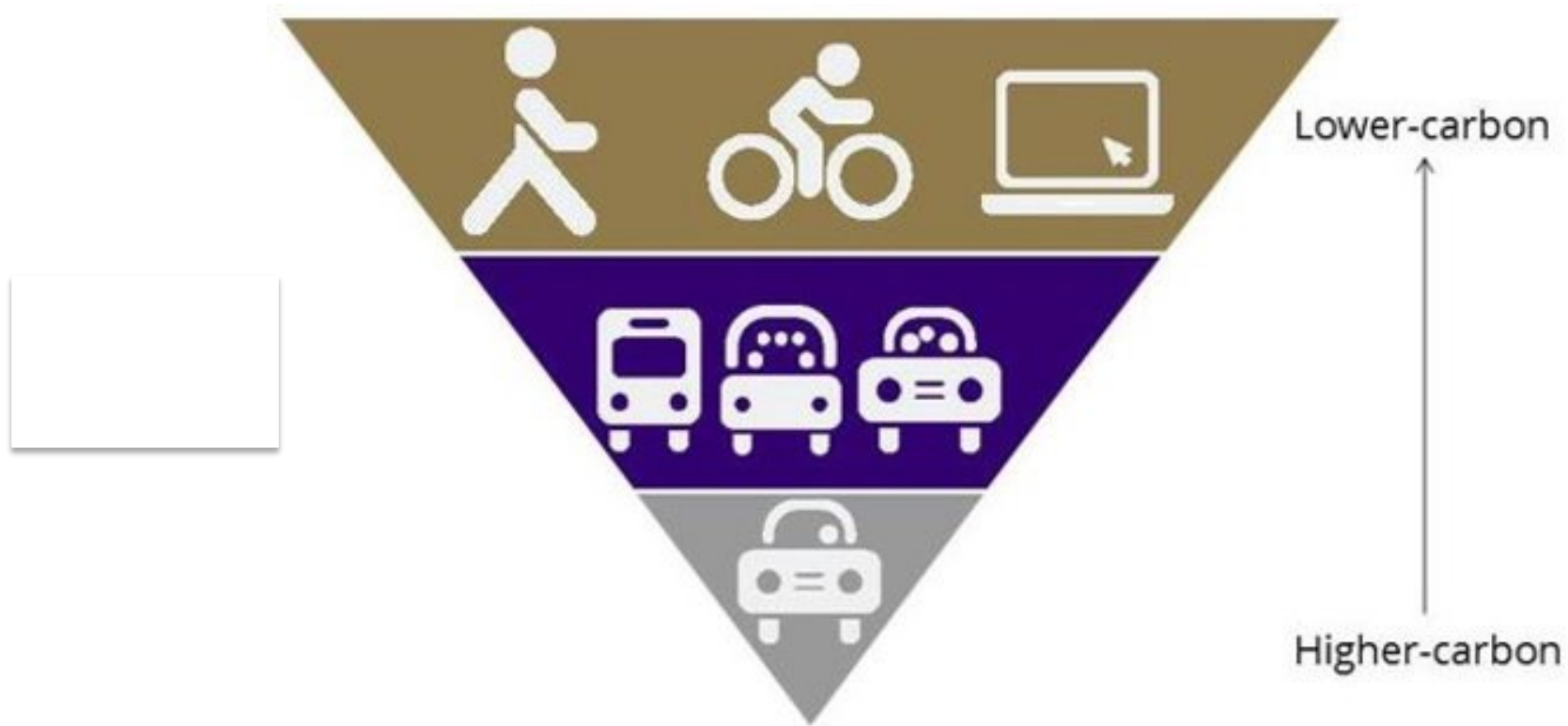
---

## Teams within Transportation Services:

- Commute Options & Transportation Planning
- Sales & Administration
- Maintenance
- Parking Operations
- Fleet Services
- Shuttles
- Director's Office



# Promoting Sustainable Commutes



# Reducing Single Occupancy Vehicle (SOV) Traffic and Pollution

---

- > **SOV only 13% of trips to campus**
  - Second lowest for a major college/university in U.S.
- > **Carpool permits**
  - Cost less than SOV permits
  - Cost is split evenly between riders
- > **Vanpool permits**
  - Vanpools are offered by many transit agencies, including King County Metro, which are covered by U-PASS



# Connecting with Public Transit

---



# Bridging Access with Shuttles

---



**Connects the UW community to medical facilities and provides service unavailable from transit partners**

- Health Sciences Express
- UW/Fred Hutch/South Lake Union
- Dial-A-Ride
- NightRide (Student U-PASS Program)

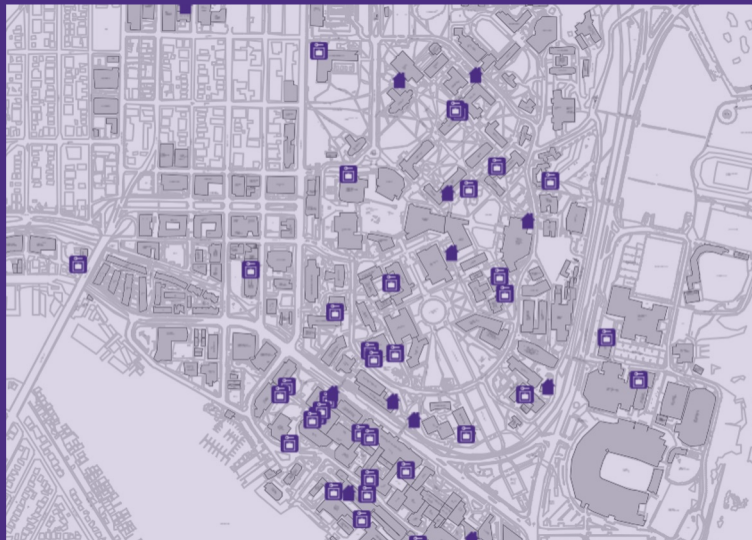




# Promoting Active Transportation

---

- **Bicycle events** such as **Bike Everywhere Month**, and **Ride in the Rain Month**, and our popular Husky football **Bike Valet** program
- **Secure bike parking facilities:**
  - > Bike Lockers
  - > Bike Houses



# Going places with UCAR

---

## Short term rental vehicles for university business

- > Available to university faculty, staff, & students
- > Reduces overall vehicle and parking demand
- > Billed directly to UW payment worktags
- > More EVs every year



# Tracking Progress; UW's Annual Commute Survey

---

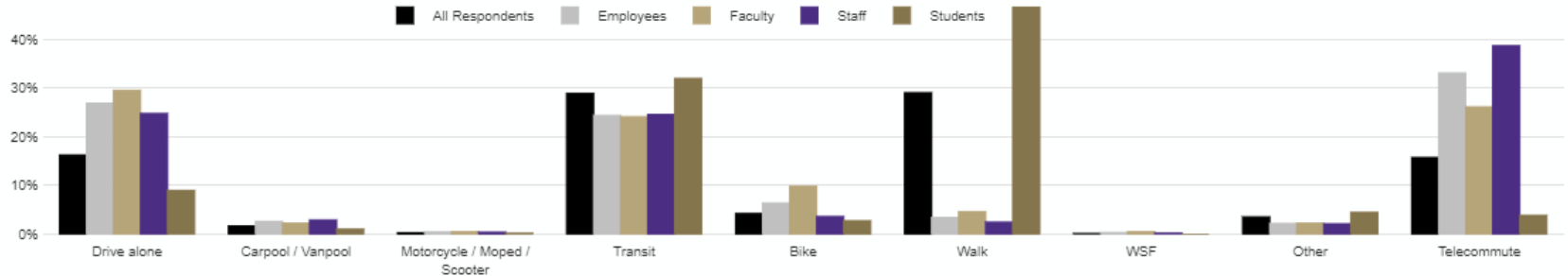
# Annual Commute Survey

---

- > **Measures the proportion of UW commute trips made by various modes of transportation**
  - Walking, transit, biking, driving alone, carpooling, etc.
- > **Conducted by** outside service **ComEngage**
- > Respondents **selected randomly** from lists of community members, notified via email
  - Includes all UW campuses
- > **For more information about methodology and detailed results visit:**  
<https://transportation.uw.edu/publications>



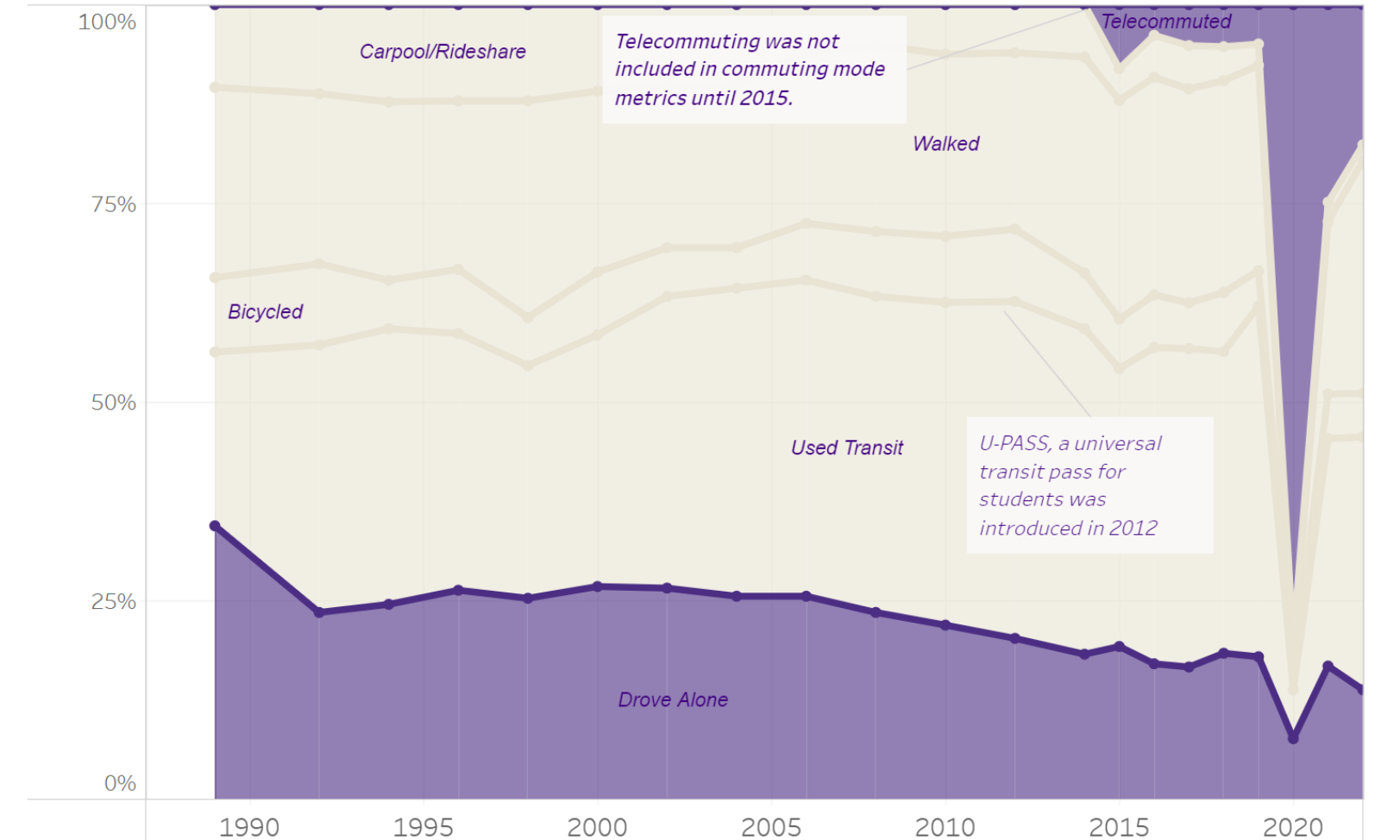
# 2023 Primary Commute Modes



	Drive alone	Carpool / Vanpool	Motorcycle / Moped / Scooter	Transit	Bike	Walk	WSF	Other	Telecommute
<b>All Respondents</b>	16.3%	1.7%	0.3%	28.9%	4.3%	29.0%	0.2%	3.6%	15.8%
<b>Employees</b>	26.9%	2.7%	0.5%	24.4%	6.4%	3.5%	0.4%	2.2%	33.1%
<b>Faculty</b>	29.5%	2.3%	0.5%	24.1%	9.9%	4.7%	0.5%	2.3%	26.1%
<b>Staff</b>	24.8%	3.0%	0.5%	24.6%	3.7%	2.5%	0.3%	2.2%	38.6%
<b>Students</b>	9.0%	1.1%	0.2%	31.9%	2.8%	46.5%	0.0%	4.5%	3.9%

- Drive Alone: 16%
- ~75% of students walk or take transit
- Telecommuting now reduces staff trips to campus by 38%
- Overall, our most popular commute modes are Transit and Walking, with a combined total of 58% from all respondents.

# Mode Split 1990-2022



# UW Vehicle Fleet Electrification

---



# Motivating Factors & Plan

---

## > **UW Sustainability Action Plan**

- 45% Reduction of Greenhouse Gas Emissions by 2030

## > **Financial Benefits**

- Fuel savings
- Lower maintenance
- Federal & State tax breaks







## > **Approximately 700 vehicles in Fleet**

- Currently about 41% are Electric, Hybrid, or Flexible Fuel (*Flex fuel is a clean-burning, renewable and sustainable resource that can be blended with gasoline to reduce emissions and increase fuel efficiency for your vehicle*)





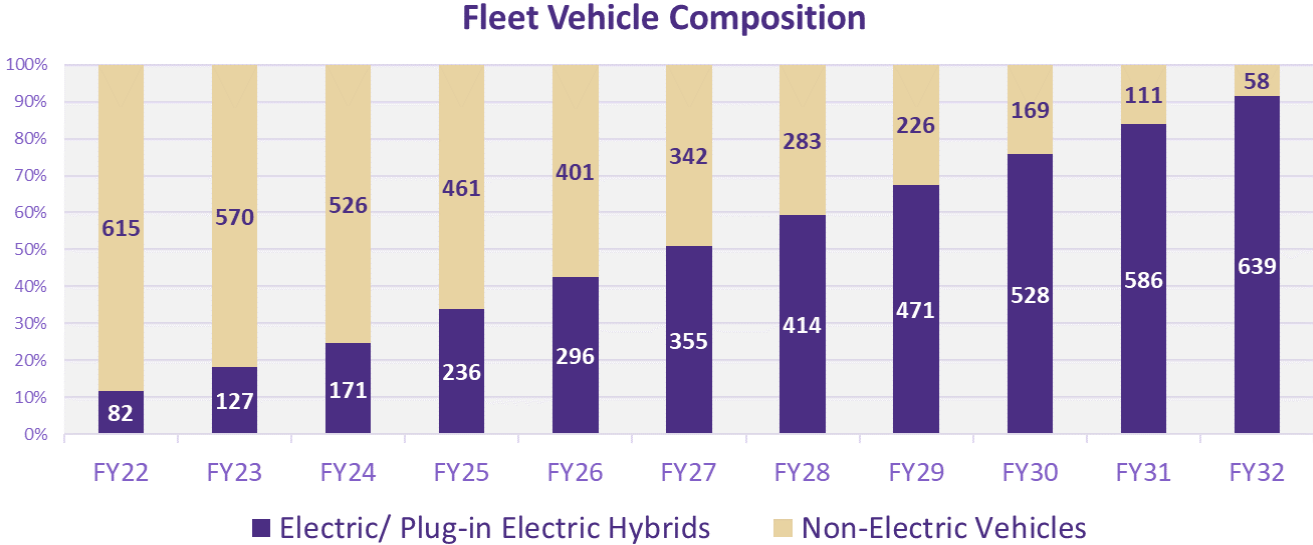
# Current inventory by fuel type

	Electric	Plug-in Electric Hybrid	Flex	Hybrid	Diesel	Unleaded	Total
<b>Vehicle Count</b>	39	43	200	85	44	286	697
<b>Fleet %</b>	6%	6%	29%	12%	6%	41%	100%
							

41% of the Fleet runs on alternative fuels.



# 10 Year Replacement Plan



As gas vehicles in the fleet become eligible for replacements, goal is to purchase an electric vehicle whenever possible



# Electric Vehicle Charging Stations

---

## > Charging Station Current Numbers:


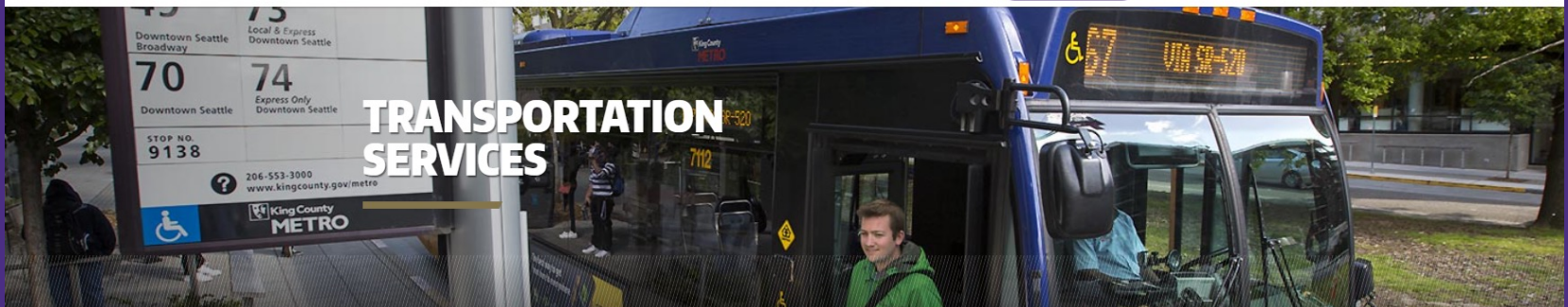
- UCAR: 43
- Fleet: 38
- Public (UW Community): 21

## > **More charging stations are being added** as the electric fleet grows

- Including fast charging stations



# Visit [transportation.uw.edu](https://transportation.uw.edu) for news & updates on getting around campus



VISITORS



STUDENTS



FACULTY / STAFF



U-PASS



CITATIONS

## What's new



[Traffic signal outages near UWMC, Stadium Feb 16-17](#)  
Feb 14, 2024



[Central Plaza Garage construction starts this week](#)  
Feb 13, 2024



[UCAR reservation changes coming soon](#)  
Feb 05, 2024

## CUSTOMER PORTAL GUIDE

Learn how to manage your permits in the UW's new online parking system



[CHECK OUT THE GUIDE](#)



## FORMS EXPRESS



# Contact

---

**UW Transportation Services**  
**1320 NE Campus Parkway**  
**Seattle, WA 98195**

**ucommute@uw.edu**  
**206-221-3701**

**8:30 a.m. to 4 p.m. Mon - Fri. Closed on University holidays.**

